

THIS SPACE FOR DESIGNER/ENGINEER APPROVAL


| | | |
|-------------------------|------------|------------------------|
| Job/Customer _____ | Date _____ | Contractor _____ |
| Model Specified _____ | Qty _____ | Approved By _____ |
| Designer/Engineer _____ | Date _____ | Contractor's PO# _____ |
| Submitted By _____ | Date _____ | Other _____ |

H-2620W - Series

Forged Dezincification Resistant Brass Push Fittings

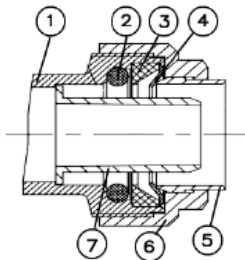
200 PSI / 200° F Max

ISO 9001



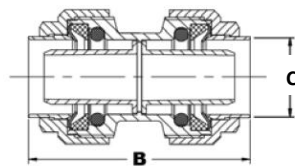
Lead free products are certified to ASSE 1061 & NSF/ANSI 61-G

Push End Connection
(for material identification)

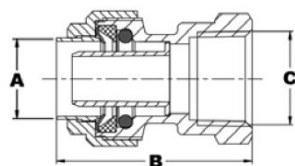


| NO. | DESCRIPTION | MATERIAL |
|-----|----------------|-----------------|
| 1 | BODY | BRASS |
| 2 | O-RING | EPDM |
| 3 | PROTECTOR | PLASTIC |
| 4 | GRIP RING | STAINLESS STEEL |
| 5 | RELEASE COLLAR | PLASTIC |
| 6 | NUT | BRASS |
| 7 | INNER LINING | PLASTIC |

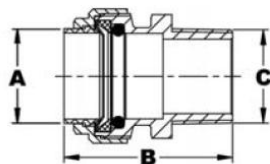
| TEMP °F | WOG |
|---------|-----|
| 100 | 200 |
| 150 | 200 |
| 200 | 200 |
| 250 | N/A |
| 300 | N/A |
| 350 | N/A |
| 366 | N/A |



| Push x Push Straight Coupling | | | | | | | |
|-------------------------------|----------|-----------|----------|-------------|-----|--------|-----|
| Standard Brass | | Lead Free | | Size | A | B | C |
| Item # | Ctn/Case | Item# | Ctn/Case | | | | |
| -- | -- | 26101W | 25/250 | 3/8" | 3/8 | 1 5/8 | 3/8 |
| -- | -- | 26112W | 25/250 | 3/8 x 1/2 | 3/8 | 1 7/8 | 1/2 |
| 26102* | 10/100 | 26102W | 25/250 | 1/2" | 1/2 | 1 7/8 | 1/2 |
| 26103* | 10/100 | 26103W | 10/100 | 3/4" | 3/4 | 2 3/16 | 3/4 |
| 26104 | 5/50 | 26104W | 9/90 | 1" | 1 | 2 3/8 | 1 |
| -- | -- | 26132W | 15/150 | 3/4" x 1/2" | 3/4 | 2 1/8 | 1/2 |
| -- | -- | 26143W | 9/90 | 1" x 3/4" | 1 | 2 1/2 | 3/4 |



| Push x FIP Straight Connector | | | | | | | |
|-------------------------------|----------|-----------|----------|-------------|-----|---------|-----|
| Standard Brass | | Lead Free | | Size | A | B | C |
| Item # | Ctn/Case | Item# | Ctn/Case | | | | |
| 26202* | 10/100 | 26202W | 20/200 | 1/2" | 1/2 | 1 5/8 | 1/2 |
| 26223 | 10/100 | 26223W | 20/200 | 1/2" x 3/4" | 1/2 | 1 11/16 | 3/4 |
| 26203 | 10/100 | 26203W | 12/120 | 3/4" | 3/4 | 1 11/16 | 3/4 |
| 26204 | 5/50 | 26204W | 9/90 | 1" | 1 | 2 1/4 | 1 |



| Push x MIP Straight Connector | | | | | | | |
|-------------------------------|----------|-----------|----------|-------------|-----|---------|-----|
| Standard Brass | | Lead Free | | Size | A | B | C |
| Item # | Ctn/Case | Item# | Ctn/Case | | | | |
| 26302* | 10/100 | 26302W | 20/200 | 1/2" | 1/2 | 1 3/4 | 1/2 |
| -- | -- | 26323W | 20/200 | 1/2" x 3/4" | 1/2 | 1 3/4 | 3/4 |
| 26303 | 10/100 | 26303W | 15/150 | 3/4" | 3/4 | 1 13/16 | 3/4 |
| 26304 | 5/50 | 26304W | 9/90 | 1" | 1 | 1 15/16 | 1 |
| -- | -- | 26343W | 9/90 | 3/4" x 1" | 3/4 | 2 | 1 |



Quality and Commitment Since 1954

www.webstonevalves.com • Tel: (800) 225-9529 • Fax (800) 336-5133

Webstone product specifications in U.S. customary units are approximate and are provided for reference only. Webstone reserves the right to change or modify product design, construction, specifications or materials without prior notice and without incurring any obligation to make such changes and modifications on Webstone products previously or subsequently sold.

2610-2610Wspec_0814144